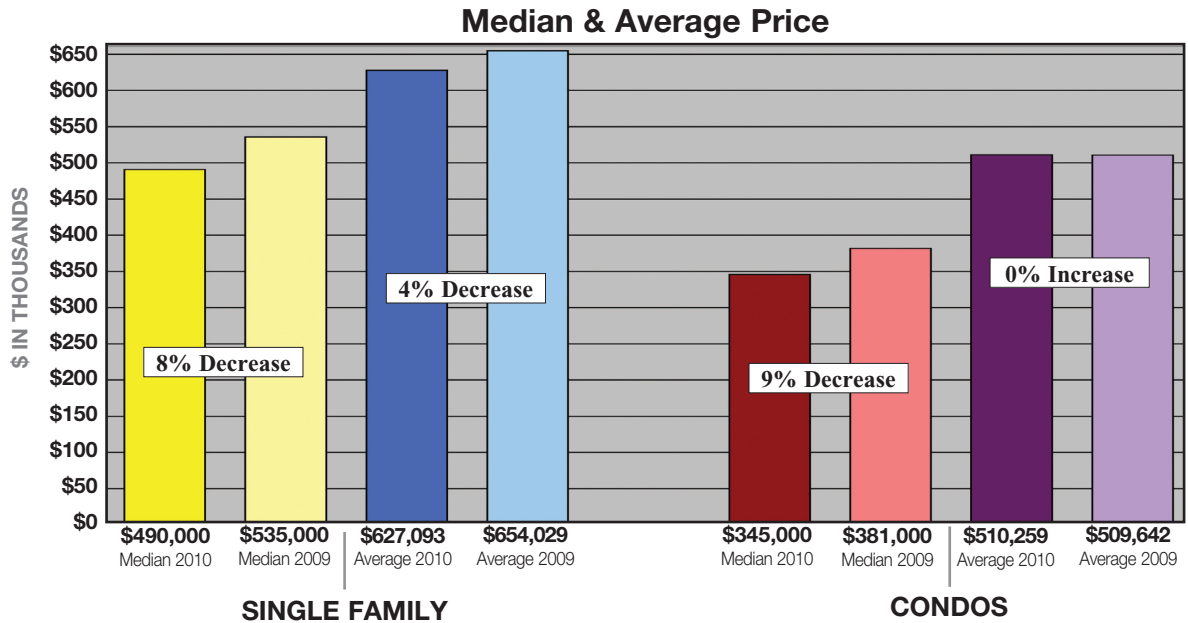
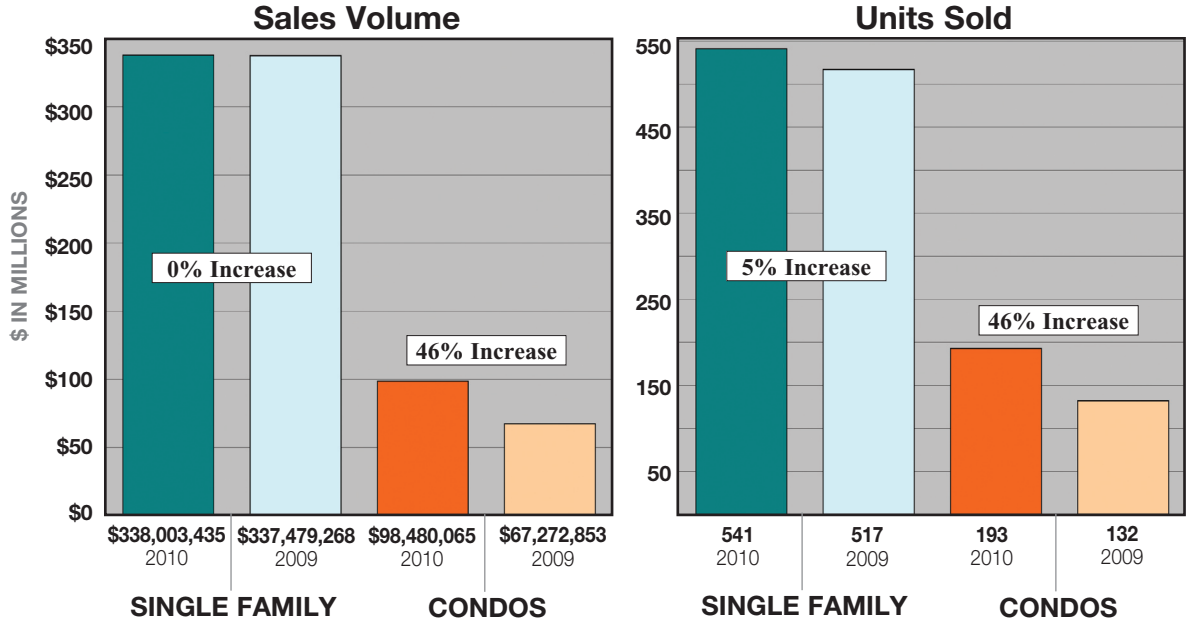


Truckee

YEAR END STATISTICS JANUARY 1 - DECEMBER 31 2010 vs 2009



Truckee

YEAR END STATISTICS JANUARY 1 - DECEMBER 31 2010 vs 2009

SINGLE FAMILY

CONDOS

TRUCKEE

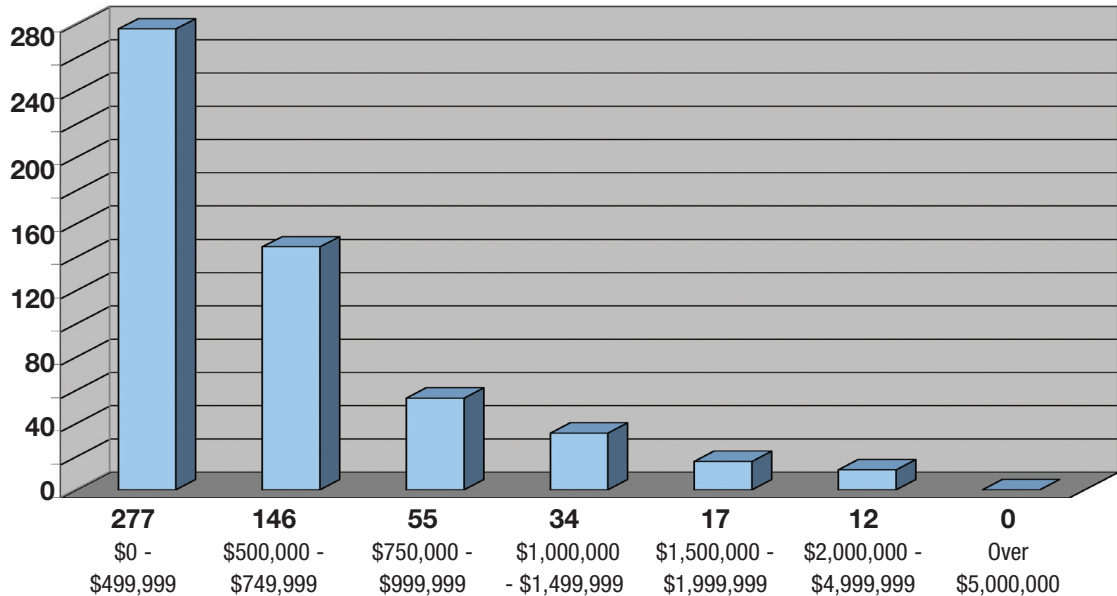
	2010	2009	%
Volume	\$338,003,435	\$337,479,268	0%
Units	541	517	5%
Median Price	490,000	535,000	-8%
Average Price	627,093	654,029	-4%
Units Under \$1 Mil	478	454	5%
Units Over \$1 Mil	63	63	0%

	2010	2009	%
Volume	\$98,480,065	\$67,272,853	46%
Units	193	132	46%
Median Price	345,000	381,000	-9%
Average Price	510,259	509,642	0%
Units Under \$500	149	94	59%
Units Over \$500	44	38	16%

PROPERTY SOLD

SINGLE FAMILY - JANUARY 1- DECEMBER 31 2010

TRUCKEE



CHASE
INTERNATIONAL

chaseinternational.com

Information gathered from Incline Village, Tahoe Sierra, Sierra Nevada,
NVRMLS and South Lake Tahoe Board of Realtors MLS 12/31/2010